



2017 FINAL OPERATING AND CAPITAL BUDGETS

© Norma Rickman

TABLE OF CONTENTS

Operating Budget	3-6
Capital Budget	7-9
2017 Assessment	10
Assessment Changes	11
Estimated Tax Revenue Changes	12
Cash Flow Requirement	13
Grants & Other Revenues For Capital	14
Reserves Schedule	15
County Grants	16

Saddle Hills County 2017 Final Operating Budget

COMPARISONS OF BUDGETS AND ACTUALS

	ACTUAL 2015	ACTUAL 2016	BUDGET 2016	BUDGET 2017	DOLLAR (\$) VARIANCE (BUDGET)	PERCENTAGE VARIANCE (BUDGET)
Revenue:						
1-111 - Property Taxes	12,118,475	12,979,021	12,360,755	13,169,303	808,548	6.54%
1-131 - Education Levy	5,598,729	6,027,200	5,710,648	5,915,166	204,518	3.58%
1-141 - Grande Spirit Foundation Levy	95,354	97,199	97,260	103,895	6,635	6.82%
1-191 - Electrical Power & Pipeline Taxes	18,128,150	17,648,679	18,490,713	15,586,606	(2,904,107)	-15.71%
1-231 - Federal Grants in Lieu	426	433	-	-	-	0.00%
1-241 - Provincial Grants in Lieu	5,952	4,685	-	-	-	0.00%
1-420 - Sales Of Goods & Services	296,104	198,838	298,550	273,550	(25,000)	-8.37%
1-421 - ABS-Course Fees	1,050	-	1,000	1,000	-	0.00%
1-430 - Road Allowance Lease/Crossing/Approach	16,960	12,160	10,000	10,000	-	0.00%
1-435 - Bonanza Shop Farmland Rental Revenue	2,300	2,000	2,000	2,300	300	15.00%
1-440 - Snowplow flags	1,100	-	1,000	1,000	-	0.00%
1-450 - Subdivision/Land Development Fees	12,780	5,808	7,500	7,500	-	0.00%
1-460 - Road Use Agreements/Inspection Fees	55,320	49,300	40,000	40,000	-	0.00%
1-471 - Travis Fees	12,826	7,000	5,000	5,000	-	0.00%
1-472 - Shared Services	-	-	-	3,000	3,000	100.00%
1-490 - Land Title Charges Recovered	165	83	100	100	-	0.00%
1-510 - Penalties & Costs On Taxes	118,004	176,239	50,000	100,000	50,000	100.00%
1-519 - Appeal Fees/Amendments	400	1,500	1,150	1,150	-	0.00%
1-520 - Development Permit Fees	22,715	4,823	15,000	5,000	(10,000)	-66.67%
1-530 - Municipal ByLaw Fines	-	-	1,000	1,000	-	0.00%
1-545 - Dividends AAMD&C & WCB Rebate	17,439	18,894	16,500	17,500	1,000	6.06%
1-550 - Return on Investment-Interest	1,631,913	1,531,893	500,000	1,200,000	700,000	140.00%
1-560 - Rental & Lease Revenue	8,851	5,569	2,500	7,900	5,400	216.00%
1-590 - Sale of Dog Licences	288	175	200	200	-	0.00%
1-591 - Sale of Tax Certificate	7,300	11,836	7,000	7,000	-	0.00%
1-592 - Oil Well Drilling Tax	2,273,383	1,116,999	500,000	1,000,000	500,000	100.00%
1-593 - Sale of Photocopies, Photos, Maps	14,696	11,103	10,000	10,000	-	0.00%
1-596 - Miscellaneous Revenue	28,304	7,690	19,600	24,000	4,400	22.45%
1-762 - Contributed From Others	145,618	22,237	92,250	-	(92,250)	-100.00%
1-840 - Conditional Grants	395,943	568,579	318,451	869,001	550,550	172.88%
1-911 - Contributed from Accrued Liability	-	-	-	2,234,911	2,234,911	100.00%
1-920 - Contributed From Operating Reserve	500,000	2,221,533	954,928	677,625	(277,303)	-29.04%
1-940 - Contributed from Capital Reserve	9,103,584	8,206,670	15,467,593	5,959,500	(9,508,093)	-61.47%
1-999 - Municipal Revenue - Reduced Income	(592,217)	(600,017)	(600,000)	(560,000)	40,000	-6.67%
Total Revenue	50,021,910	50,338,126	54,380,698	46,673,207	(7,707,491)	-14.17%
Less Requisitions	5,694,083	6,124,399	5,807,908	6,019,061	211,153	
Less Reserve Transfers	9,603,584	10,428,203	16,422,521	6,637,125	(9,785,396)	
Revised Revenue	34,724,243	33,785,525	32,150,269	34,017,021	1,866,752	
Expense:						
2-121 - Salaries & Wages	4,378,419	5,167,794	5,375,085	5,756,398	381,313	7.09%
2-141 - Employer EI	73,780	86,757	73,727	79,799	6,072	8.24%
2-142 - Employer CPP	139,533	161,673	150,532	178,962	28,430	18.89%
2-143 - Employer WCB	43,920	56,380	49,077	58,343	9,266	18.88%
2-144 - Employer LAPP	407,716	503,183	539,560	608,014	68,454	12.69%
2-146 - Employer Group Benefits	169,612	200,215	194,750	204,333	9,583	4.92%

	ACTUAL 2015	ACTUAL 2016	BUDGET 2016	BUDGET 2017	DOLLAR (\$) VARIANCE (BUDGET)	PERCENTAGE VARIANCE (BUDGET)
2-147 - Accrued Sick Leave	37,340	72,067	-	-	-	0.00%
2-149 - Health Spending Benefit	33,241	20,630	43,550	46,905	3,355	7.70%
2-150 - Employee Child Care Subsidy	9,846	15,260	13,000	17,500	4,500	34.62%
2-151 - Honorarium	320,000	356,215	379,000	337,800	(41,200)	-10.87%
2-159 - Fees For Service	4,125	-	4,600	12,250	7,650	166.30%
2-211 - Travel & Subsistence	56,984	88,156	171,075	160,500	(10,575)	-6.18%
2-212 - Mileage	47,560	48,038	76,829	68,300	(8,529)	-11.10%
2-213 - Working Lunches	2,290	9,627	11,800	11,905	105	0.89%
2-214 - Memberships/Conferences/Workshops	80,744	100,501	125,100	136,600	11,500	9.19%
2-215 - Freight/Express/Cartage	21,763	27,658	25,750	53,150	27,400	106.41%
2-216 - Postage	10,550	9,514	13,300	13,000	(300)	-2.26%
2-217 - Telephone	57,233	76,034	63,890	91,500	27,610	43.21%
2-218 - Taxi/Bus/Airfare/Rail	9,550	4,700	33,000	-	(33,000)	-100.00%
2-219 - Hospitality/Sponsorship	63,535	46,653	74,600	63,700	(10,900)	-14.61%
2-220 - Promotion	-	24,431	29,300	41,150	11,850	40.44%
2-221 - Advertising	14,370	31,523	31,100	37,100	6,000	19.29%
2-222 - Marketing/Tradeshows	-	23,532	29,000	34,000	5,000	17.24%
2-223 - Publications	1,577	960	3,000	3,000	-	0.00%
2-224 - Communications	-	9,770	64,000	51,440	(12,560)	-19.63%
2-231 - Accounting & Audit	37,989	42,752	50,000	40,000	(10,000)	-20.00%
2-232 - Legal	86,748	35,318	80,000	82,500	2,500	3.13%
2-233 - Engineering Consulting	23,108	74,973	130,000	-	(130,000)	-100.00%
2-238 - MCR Training	-	-	4,000	4,000	-	0.00%
2-239 - Training & Education	49,536	55,171	93,100	93,900	800	0.86%
2-240 - Public Education	387	-	2,500	7,500	5,000	200.00%
2-242 - Data Processing Services/Equipment	168,943	178,468	220,650	171,150	(49,500)	-22.43%
2-243 - Health & Safety	1,229	27,096	25,000	25,000	-	0.00%
2-249 - Professional Services	671,742	726,207	1,305,280	1,200,600	(104,680)	-8.02%
2-250 - Seniors Services program	-	247	50,000	-	(50,000)	-100.00%
2-251 - Professional Services - Other	-	69,045	-	600,000	600,000	100.00%
2-252 - Contracted Building Maintenance	63,749	39,191	71,000	80,200	9,200	12.96%
2-253 - Equipment & Furnishings/Repair	34,521	6,199	48,000	68,000	20,000	41.67%
2-256 - Animal Ind - Beaver Control	-	-	5,000	15,000	10,000	200.00%
2-257 - Gravel Crushing	69,310	-	1,000,000	-	(1,000,000)	-100.00%
2-258 - Pump Maintenance	10,361	12,900	10,800	13,000	2,200	20.37%
2-259 - Other Contracted Maint/Repair Services	1,484,797	2,540,001	2,258,250	2,927,195	668,945	29.62%
2-260 - Contract Brushing	19,081	227,543	225,000	225,000	-	0.00%
2-261 - Other Contracted Serv - Recycle	46,985	103,377	100,000	100,000	-	0.00%
2-262 - Building Rental	1,384	-	500	6,800	6,300	1260.00%
2-265 - Vehicle Rental	-	9,688	18,300	88,200	69,900	381.97%
2-266 - Mobile Communication Equipment rental	3,000	4,008	7,500	7,500	-	0.00%
2-271 - Licenses & Permits	97,123	104,473	118,480	113,485	(4,995)	-4.22%
2-273 - Property Tax	3,245	3,259	3,500	3,500	-	0.00%
2-274 - Insurance Premiums	127,109	120,982	140,000	134,000	(6,000)	-4.29%
2-279 - Other Rentals & Leases	3,593	13,773	14,650	66,350	51,700	352.90%
2-342 - Assessment Fees - Provincial	52,846	54,109	62,000	-	(62,000)	-100.00%
2-401 - Gundy/Doe River Grader Beats - Contracted	234,230	249,460	275,000	275,000	-	0.00%
2-402 - Road Stabilization/Dust Control	427,232	925,072	400,000	450,000	50,000	12.50%
2-403 - Ditching Erosion Control	151,228	273,687	300,000	300,000	-	0.00%
2-404 - Rain11 Repairs	59,713	-	-	-	-	0.00%
2-405 - Steaming Program	22,332	3,636	40,000	40,000	-	0.00%
2-406 - Slope Restoration	22,545	137,732	300,000	500,000	200,000	66.67%

	ACTUAL 2015	ACTUAL 2016	BUDGET 2016	BUDGET 2017	DOLLAR (\$) VARIANCE (BUDGET)	PERCENTAGE VARIANCE (BUDGET)
2-407 - Bridge Engineering	18,920	46,196	65,000	15,000	(50,000)	-76.92%
2-408 - Bridge Maintenance Projects	9,974	274,865	100,000	-	(100,000)	-100.00%
2-409 - Pavement Maintenance - Contracted	266,975	44,824	200,000	200,000	-	0.00%
2-412 - Rural Road Study	-	79,823	80,000	-	(80,000)	-100.00%
2-413 - Priority Road Rehab Program	-	1,152,419	-	1,400,000	1,400,000	100.00%
2-414 - Roadway Stabilization	-	286,714	-	-	-	0.00%
2-415 - Highway Cleanup Program	-	-	-	15,000	15,000	100.00%
2-416 - Working Drainage Improvements	-	-	-	205,000	205,000	100.00%
2-450 - Landfill Reclamation - Devale	-	-	-	298,574	298,574	100.00%
2-451 - Landfill Reclamation - Gordondale	-	-	-	528,811	528,811	100.00%
2-452 - Landfill Reclamation - Fourth Creek	-	-	-	774,417	774,417	100.00%
2-453 - Landfill Reclamation - East Doe River	-	-	-	200,772	200,772	100.00%
2-454 - Landfill Reclamation - Cotillion	-	-	-	379,548	379,548	100.00%
2-460 - Landfill Reclamation - Engineering	-	-	-	52,789	52,789	100.00%
2-511 - Admin & Office Supplies	34,750	30,748	48,200	42,700	(5,500)	-11.41%
2-512 - Footwear Allowance	6,388	5,817	7,000	7,000	-	0.00%
2-513 - Clothing, Uniforms & Coveralls	3,839	13,309	8,600	9,300	700	8.14%
2-514 - Public Works - Small Tools	3,787	7,465	5,000	5,000	-	0.00%
2-519 - Other General Supplies	206,076	99,854	125,550	114,500	(11,050)	-8.80%
2-520 - Special Supplies	2,200	6,680	6,000	7,000	1,000	16.67%
2-521 - Fuel/Oil/Antifreeze	432,860	494,445	780,000	500,000	(280,000)	-35.90%
2-522 - Tires/Batteries/Accessories	52,218	41,778	90,000	70,000	(20,000)	-22.22%
2-525 - Other Vehicle Operating Costs	223,686	266,179	270,000	270,000	-	0.00%
2-531 - Chemicals	17,396	109,036	129,500	97,500	(32,000)	-24.71%
2-532 - Seed & Fertilizer	-	888	5,000	5,000	-	0.00%
2-533 - Grader Blades	163,205	146,610	135,000	135,000	-	0.00%
2-534 - Roads - Sand & Salt	141,009	171,999	200,000	200,000	-	0.00%
2-536 - Gravel Materials	369,149	901,437	1,500,000	1,316,000	(184,000)	-12.27%
2-537 - Roads-Steel Prod-Culverts & Signs	107,467	154,698	200,000	200,000	-	0.00%
2-538 - Rural Addressing Project	2,166	-	-	-	-	0.00%
2-539 - Other Construction/Maintenance Materials	43,771	41,444	22,000	21,900	(100)	-0.45%
2-540 - Private Land Maintenance	-	-	10,000	5,000	(5,000)	-50.00%
2-543 - Natural Gas	20,216	29,068	43,000	61,140	18,140	42.19%
2-544 - Electrical Power	93,248	135,790	131,200	195,640	64,440	49.12%
2-545 - Other Utilities	53,877	65,641	49,600	61,260	11,660	23.51%
2-551 - Non Capital Assets	112,843	260,314	165,200	180,400	15,200	9.20%
2-552 - EDP Plan - IT Purchases	44,533	235,942	318,250	39,500	(278,750)	-87.59%
2-731 - Grants - Other Governments	3,400	-	-	1,063,400	1,063,400	100.00%
2-735 - Grants to Individuals & Organizations	13,137,040	4,569,482	14,166,238	5,192,326	(8,973,912)	-63.35%
2-736 - Grants to Individuals & Organizations	-	40,500	55,000	1,330,000	1,275,000	2318.18%
2-737 - Grants to Individuals & Organizations	15,194	27,497	28,100	29,000	900	3.20%
2-747 - Requisition - School Fund Program	5,595,066	6,024,764	5,710,648	5,915,166	204,518	3.58%
2-749 - Requisition - Seniors Foundation	95,449	97,184	97,260	103,895	6,635	6.82%
2-762 - Contributed to Capital Programs (from operating)	427,488	231,691	230,000	-	(230,000)	-100.00%
2-764 - Contributed to Capital Reserve	17,653,058	16,068,897	12,794,906	9,498,639	(3,296,267)	-25.76%
2-765 - Grants to Others	-	-	1,150,000	-	(1,150,000)	-100.00%
2-891 - Bank Service Charges	12,736	12,867	12,000	13,500	1,500	12.50%
2-892 - Interest On Overdue Accounts	387	155	1,000	500	(500)	-50.00%
2-893 - Commission Charges	8,545	8,693	9,500	9,500	-	0.00%
2-894 - Write Off Accounts	685,238	345,987	5,000	200,000	195,000	3900.00%
2-951 - Public works accretion expense	-	4,626,793	-	-	-	0.00%
2-990 - Operating Contingency	-	-	493,811	-	(493,811)	-100.00%
Total Expense	50,021,909	50,338,126	54,380,698	46,673,206	(7,707,492)	-14.17%
EXCESS (DEFICIENCY)	0	0	-	0	0	

	ACTUAL 2015	ACTUAL 2016	BUDGET 2016	BUDGET 2017	DOLLAR (\$) VARIANCE (BUDGET)	PERCENTAGE VARIANCE (BUDGET)
Less Requisitions	5,690,515	6,121,948	5,807,908	6,019,061		
Less Reserve Transfers	17,653,058	16,068,897	12,794,906	9,498,639		
Revised Expense	26,678,337	28,147,281	35,777,884	31,155,506		
REVISED EXCESS (DEFICIENCY)	8,045,906	5,638,243	(3,627,615)	2,861,514		
Contributions from Reserves	9,603,584	10,428,203	16,422,521	6,637,125		
Contributions to Reserves	17,653,058	16,068,897	12,794,906	9,498,639		
NET RESERVE TRANSFERS	8,049,474	5,640,694	(3,627,615)	2,861,514		

2017 Capital Budget Project Description	2016 Project Cost Carryforward	2017 Project Cost	External Funding					Internal Funding			Notes
			Other Sources	MSI Grant	AMWWP	FGTF	STIP	Municipal Levy	Restricted Surplus (Reserves)	Reserve Name	
ADMINISTRATION											
Irrigation & Landscaping at Complex	\$ 169,750							\$ 169,750	County Facilities		
Admin Building - Training Room Alterations		\$ 58,132						\$ 58,132	Operating Fund		
PROTECTIVE SERVICES											
Firehalls - Land purchase		?							County Facilities	Subject to Land Acquisition & Council Direction	
Firehall - Woking		\$ 645,000						\$ 645,000	County Facilities	Power, Gas, Telus, Data, Water/Sewer Pipelines, Site Clearing & Fill, Design & Engineering, Legal - Subject to Land Acquisition & Council Direction	
Firehall - Savanna		\$ 645,000						\$ 645,000	County Facilities	Power, Gas, Telus, Data, Water/Sewer Pipelines, Site Clearing & Fill, Design & Engineering, Legal - Subject to Land Acquisition & Council Direction	
Thermal Imaging Camera (fire)		\$ 10,000						\$ 10,000	General Capital		
Rescue Stabilization Struts (fire)		\$ 9,000						\$ 9,000	General Capital		
Air Lifting Bags (fire)		\$ 6,000						\$ 6,000	General Capital		
New Vehicle - Director		\$ 50,000						\$ 50,000	General Capital		
Bonanza Fire Hall Site Work	\$ 20,000							\$ 20,000	County Facilities	Lawn seeding & trees	
MEDICAL SERVICES											
G5 Medical Clinic (2016 funding & carryforward)	\$ 1,414,652	\$ 1,500,000						\$ 2,914,652	Due to G5 Clinic (Rest)/General Capital	Additional Funding Approved Motion #15.05.24.16/02.07.19.16	
SAFETY											
Porta-Count Fit Tester		\$ 20,000						\$ 20,000	General Capital		
INFORMATION TECHNOLOGY											
Server Backup System		\$ 48,197						\$ 48,197	Computer/Information Technology		
ENGINEERING & INFRASTRUCTURE											
CAT 950M-2 Loader		\$ 385,000						\$ 385,000	Mobile Equipment Replacement		
Gravel/Plow Truck		\$ 210,000	\$ 60,000					\$ 150,000	Mobile Equipment Replacement	Replace SH58 Tridom Gravel/Plow Truck	
Sander, Wing Plow		\$ 73,000	\$ 5,000					\$ 68,000	Mobile Equipment Replacement	Replace SH58A Sander, Wing Plow	
Gravel Pup		\$ 55,000	\$ 3,000					\$ 52,000	Mobile Equipment Replacement	Replace T30SH Tandem Gravel Pup \$55,000 Upgrade from Tandem to Tridom	
Tridem		\$ 55,000	\$ 5,000					\$ 50,000	Mobile Equipment Replacement	Replace T51SH Tridem Gravel Pup \$55,000	
Gravel Pup		\$ 55,000	\$ 10,000					\$ 45,000	Mobile Equipment Replacement	Replace T58SH Tridom Gravel Pup \$55,000	
Backhoe		\$ 125,000	\$ 20,000					\$ 105,000	Mobile Equipment Replacement	Replace B9707 Case Rubber Tire Backhoe, replace with Mini Excavator \$125,000	
Lowboy		\$ 95,000						\$ 95,000	General Capital	\$95,000 Used will cost \$35-\$50, new will cost \$95	
Thumb for SHH3		\$ 8,000						\$ 8,000	General Capital	Quote was for \$5500, suggest \$8000 for increase in value of USD	
BF #09510 SE 36-76-13-W6		\$ 701,000					\$ 525,750	\$ 175,250	Infrastructure Development	Engineering Partially done in 2016. 75% Grant funding available	
BF #75359 SW 6-81-11-W6		\$ 390,000					\$ 292,500	\$ 97,500	Infrastructure Development	75% Grant funding available	

2017 Capital Budget Project Description	2016 Project Cost Carryforward	2017 Project Cost	External Funding					Internal Funding			Notes
			Other Sources	MSI Grant	AMWWP	FGTF	STIP	Municipal Levy	Restricted Surplus (Reserves)	Reserve Name	
BF #71657, Engineering Design Only SW 11-80-8-W6		\$ 40,000						\$ 40,000	Infrastructure Development		
BF #76440, Engineering Design Only NW 22-81-9-W6		\$ 40,000						\$ 40,000	Infrastructure Development		
BF #77071, Engineering Design Only SW 30-79-7-W6		\$ 40,000						\$ 40,000	Infrastructure Development		
Gravel Crushing		\$ 1,660,000						\$ 1,660,000	Infrastructure Development	\$130,000 additional site work	
Henderson Creek Road Re-alignment		\$ 100,000						\$ 100,000	Infrastructure Development		
BF74636 (engineering & contract) SW 29-79-7-W6	\$ 308,000							\$ 308,000	Infrastructure Development		
BF76520 (engineering & contract) NW 31-79-6-W6	\$ 233,000							\$ 233,000	Infrastructure Development		
BF76727 (engineering & contract) NW 22-81-11-W6	\$ 249,000							\$ 249,000	Infrastructure Development		
BF77763 (engineering & contract) NW 8-83-9-W6	\$ 310,000							\$ 310,000	Infrastructure Development		
BF09510 (engineering) SE 36-76-13-W6	\$ 100,000							\$ 100,000	Infrastructure Development		
Spirit Ridge Road	\$ 1,470,000		\$ 556,978					\$ 913,022	Infrastructure Development		
TWP 822	\$ 782,000							\$ 782,000	Infrastructure Development		
PW Shop Drainage Plan		\$ 128,513						\$ 128,513	Operating Fund		
Gundy Connector Study	\$ 115,000		\$ 115,000					\$ -	Deferred Grant		

DRAINAGE

Woking Storm Ponds		\$ 280,000						\$ 280,000	Infrastructure Development	North storm pond % CN crossing
--------------------	--	------------	--	--	--	--	--	------------	----------------------------	--------------------------------

WATER

Bonanza & Ksituan Water Treatment Plants	\$ 1,348,750							\$ 1,348,750	Rural Water	
Reservoir & WTP Improvements - Bonanza		\$ 651,500						\$ 651,500	Rural Water	
Reservoir & WTP Improvements - Ksituan		\$ 456,500						\$ 456,500	Rural Water	
Gravel around dugout & landscaping - Bonanza		\$ 100,000						\$ 100,000	Rural Water	
Gravel around dugout & landscaping - Ksituan		\$ 100,000						\$ 100,000	Rural Water	
Concrete around Bonanza WTP		\$ 40,000						\$ 40,000	Rural Water	
Concrete around Ksituan WTP and truckfill		\$ 40,000						\$ 40,000	Rural Water	
Raw Water Storage Reservoir Expansion - Woking		\$ 915,000			\$ 686,250			\$ 228,750	Environmental Services	AMWWP Grant 75%
WTP Upgrade and Clear Well Expansion - Woking		\$ 1,556,000			\$ 1,167,000			\$ 389,000	Environmental Services	AMWWP Grant 75%
Pump and accessories		\$ 80,000						\$ 80,000	General Capital	
Baytree & Savanna Water Project	\$ 11,916,000				\$ 2,041,292			\$ 9,874,708	Rural Water	Under Council discussion & review
Woking Water Supply Aeration	\$ 65,000							\$ 65,000	Environmental Services	
Woking Chemical Ponder		\$ 30,000						\$ 30,000	Environmental Services	

SEWAGE

Sanitary Sewage Lift Station Upgrade - Woking		\$ 510,000			\$ 123,923			\$ 386,077	Environmental Services	Gas Tax Fund Grant. AMWWP Grant is unlikely (Priority 3)
County Complex Sewage Lagoon (engineering)	\$ 118,156							\$ 118,156	Environmental Services	

SOLID WASTE

Blueberry Landfill (construction)		\$ 2,200,000						\$ 2,200,000	Environmental Services	
Blueberry Landfill (engineering)	\$ 227,000							\$ 227,000	Environmental Services	
Transfer Station Upgrades	\$ 465,000							\$ 465,000	Environmental Services	

COMMUNITY DEVELOPMENT

Woking Development Project	\$ 75,000							\$ 75,000	Community Development	
----------------------------	-----------	--	--	--	--	--	--	-----------	-----------------------	--

2017 Capital Budget Project Description	2016 Project Cost Carryforward	2017 Project Cost	External Funding					Internal Funding			Notes
			Other Sources	MSI Grant	AMWWP	FGTF	STIP	Municipal Levy	Restricted Surplus (Reserves)	Reserve Name	

AGRICULTURE

Zero Turn Mower		\$ 8,930	\$ 500						\$ 8,430	Mobile Equipment Replacement	
Riding Mower		\$ 10,000	\$ 650						\$ 9,350	Mobile Equipment Replacement	
Tractor		\$ 113,000	\$ 20,000						\$ 93,000	Mobile Equipment Replacement	
Rough Cut Mower		\$ 25,000	\$ 2,000						\$ 23,000	Mobile Equipment Replacement	
Skid Mount Sprayer		\$ 16,690	\$ 500						\$ 16,190	Mobile Equipment Replacement	
Side - Arm Mower Attachment		\$ 25,000							\$ 25,000	General Capital	
New Vehicle - Manager		\$ 50,000							\$ 50,000	General Capital	

COMMUNICATION

Broadband Infrastructure (fibre) Connect to Innovate		\$ 1,100,000							\$ 1,100,000	Infrastructure Development	
--	--	--------------	--	--	--	--	--	--	--------------	----------------------------	--

\$ 19,386,308 \$ 15,459,462 \$ 798,628 \$ 2,041,292 \$ 1,853,250 \$ 123,923 \$ 818,250 \$ - \$ 29,210,427

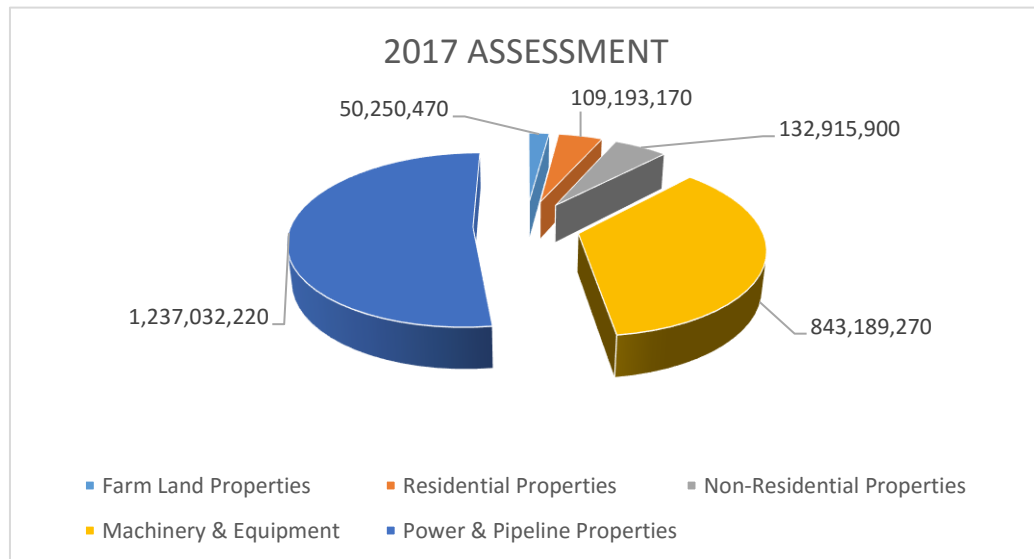
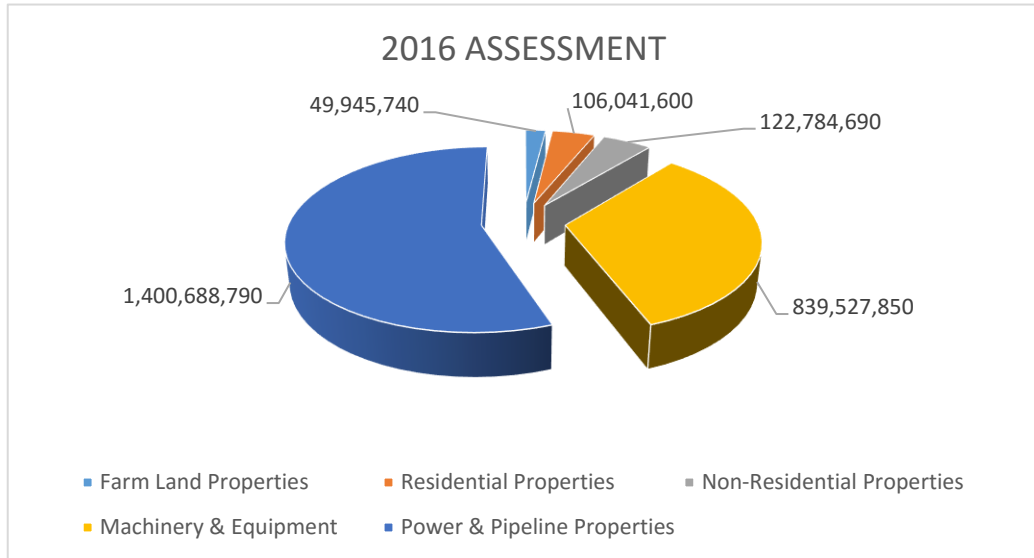
\$34,845,770

2017 ASSESSMENT and TAXATION

Assessment Divisions	Assessment Codes	Assessment Description	2016	2017
			Total Assessed Value	Total Assessed Value
M01-Farm	F	Farm Land	48,842,600	49,147,190
M01-Farm	FM	Farm Grazing Lease	734,960	735,100
M01-Farm	E	Farm Grazing Reserve	368,180	368,180
M02-Residential	RN	Residential Improvements	104,475,750	107,427,500
M02-Residential	VN	Vacant Residential	1,401,550	1,601,940
M02-Residential	QR	GIL Provincial Residential	164,300	163,730
M03-Non Residential	BA	GIL Federal Commercial	26,460	26,130
M03-Non Residential	CM	Railroad	437,460	431,030
M03-Non Residential	CN	Commercial	10,411,530	9,902,120
M03-Non Residential	II	Industrial Building & Structures	108,769,630	119,346,250
M03-Non Residential	IN	Industrial Land	3,108,040	3,178,990
M03-Non Residential	QA	GIL Provincial Commercial	31,570	31,380
M03-Non Residential	IE	Industrial Machinery & Equip	839,527,850	843,189,270
M04-Linear	G	Telephone	4,321,630	4,614,840
M04-Linear	PE	Electric	11,187,240	11,004,480
M04-Linear	PL	Pipelines & Wells	1,382,108,330	1,205,278,120
M04-Linear	PG	Co-generation	3,071,590	16,134,780
			2,518,988,670	2,372,581,030

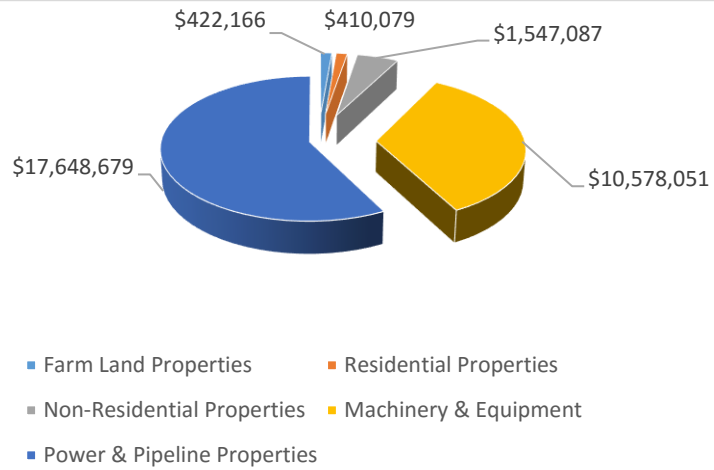
		2016	2017
		Total	Total
Taxation Revenues	Farm Land Properties	\$422,166.37	\$424,742.10
	Residential Properties	\$410,078.77	\$422,266.37
	Non-Residential Properties	\$1,547,087.09	\$1,674,740.34
	Machinery & Equipment	\$10,578,050.91	\$10,624,184.80
	Power & Pipeline Properties	\$17,648,678.75	\$15,586,605.97
		\$30,606,061.90	\$28,732,539.58
Minimum Tax		\$23,870.06	\$23,368.71
Total Municipal Taxes		\$30,629,931.96	\$28,755,908.29

2017 ASSESSMENT CHANGES

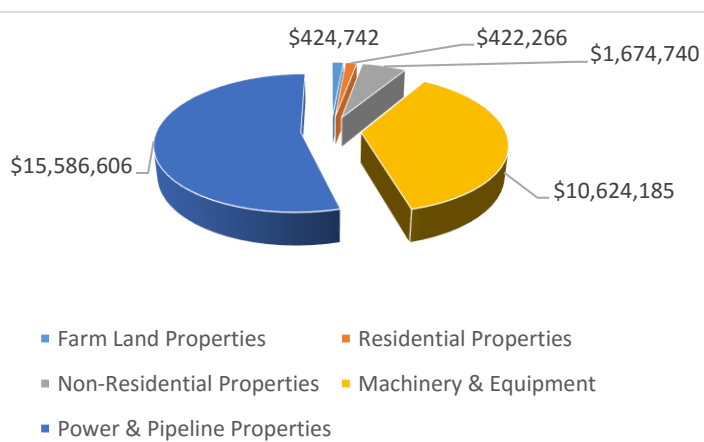


2017 TAXATION REVENUE CHANGES

2016 Taxation Revenues



2017 Taxation Revenues



2017 Budget Cash Flow Requirement

Operating Cash Requirements:			
Operating costs	\$31,155,506		
Less:			
Other operating revenue	-\$5,261,112		
Transfers from reserves for operating	-\$6,637,125		"1"
Tax Levy - Operations	\$19,257,269		"A"

Capital Cash Requirements:			
Capital costs - new projects	\$15,459,462		
Capital costs - carry forward projects	\$19,386,308		
Less:			
Capital grants	-\$4,836,715		
Other capital revenue sources	-\$798,628		
Contributions from capital (restricted) reserves (carry forwards)	-\$19,386,308		"2"
Contributions from capital reserves (new projects - per policy definition or motion)	-\$9,824,119		"3"
Tax Levy - Capital	\$0		"B"

Minimum Tax Levy Required \$19,257,269

Municipal Tax Revenue \$28,755,909

Surplus/(Deficit) \$9,498,639

Tax Levy - Contributions to Reserves	\$9,498,639	"C" & "4"
---	--------------------	----------------------

Total Tax Levy (A+B+C)	\$28,755,909
-------------------------------	---------------------

**Net Draw on Restricted Surplus Accounts
(1+2+3+4)** \$26,348,913

Restricted Surplus (Reserves) beginning	72,468,836
Restricted Surplus (Reserves) ending	46,119,923
Net Reserve Change	26,348,913

Total Budgeted Operating and Capital Costs (excluding non-cash items) \$46,614,968

2017 ADDITIONAL GRANTS & REVENUES TO SUPPORT CAPITAL

CAPITAL GRANTS		
MSI Capital Grant (includes BMTG component)	\$2,041,292	
Federal gas tax fund	\$123,923	
Water grants	\$1,853,250	Awaiting approval
STIP program (bridges & resource roads)	\$818,250	Awaiting approval

OTHER CAPITAL REVENUES		
Proceeds from disposal of assets	\$126,650	Estimate
P2 partnership for Spirit Ridge road project	\$556,978	
Deferred Grant Revenues	\$115,000	

2017 RESTRICTED SURPLUS (RESERVES) SCHEDULE

Restricted Surplus	2016 Year End	2016 Surplus/Deficit	2017 Projects	2017	2017	Interfund	2017 Projected
	Year End Balance		Including Carryforwards	To Operating	From Operating For Replacement Plans & Other	Transfers	Year End Balance
Operating Reserves							
OPERATING FUND	639,270		186,645	452,625	128,779		128,779
ASB BRUSHING & VSI	790,560			225,000	116,000		681,560
TOTAL OPERATING	1,429,830	0	186,645	677,625	244,779	0	810,339
Capital Reserves							
COMPUTER AND INFORMATION TECHNOLOGY	921,478		48,197	39,500	234,955		1,068,736
EMERGENCY SERVICES EQUIPMENT	1,590,492				199,993		1,790,485
MOBILE EQUIPMENT	4,019,430		1,004,970		1,108,198		4,122,658
EMERGENCY COMMAND CENTRE	709,190						709,190
INFRASTRUCTURE DEVELOPMENT	17,547,673		6,427,772	2,105,000	3,270,980	-3,643,851	8,642,030
PAVING PROJECT	366,945			3,000,000		2,633,055	0
ENVIRONMENTAL SERVICES	3,224,247		4,108,983			884,736	0
COUNTY FACILITIES	3,912,818		1,479,750		498,484		2,931,552
GENERAL CAPITAL	1,906,130		353,000			-1,500,000	53,130
PAVING OVERLAY	9,352,572				2,041,250		11,393,822
MUNICIPAL DEVELOPMENT	4,625						4,625
RURAL WATER	15,759,585		12,611,458				3,148,127
WELL DRILLING EQUIPMENT TAX	9,522,035				1,000,000		10,522,035
COMMUNITY FACILITY	0						0
UTILITY COMMUNICATIONS NETWORK	688,940			815,000		126,060	0
COMMUNITY DEVELOPMENT	98,195		75,000				23,195
TOTAL CAPITAL	69,624,355	0	26,109,130	5,959,500	8,353,860	-1,500,000	44,409,585
TOTAL	71,054,185	0	26,295,775	6,637,125	8,598,639	-1,500,000	45,219,924
Due to G5 Medical Clinic	1,414,652		2,914,652			1,500,000	0
	72,468,836		29,210,427	6,637,125	8,598,639	0	45,219,923
				Projected Interest	900,000		900,000
				Transfer to reserves	9,498,639	TOTAL	46,119,923
						Net Change	26,348,913

2017 COUNTY GRANTS

GRANTS TO OTHER GOVERNMENTS	2016	2017	
Rycroft and Spirit River	\$1,000,000.00	\$1,000,000.00	
Rycroft CAO Support	\$0.00	\$60,000.00	
Spirit River Airport	\$3,400.00	\$3,400.00	
Government of Alberta	\$0.00	\$3,000,000.00	
			\$4,063,400.00
RECREATION GRANTS			
Cemetery	\$2,800.00	\$7,000.00	
Recreation Grants (Operating & Capital)	\$997,200.00	\$993,000.00	
Recreation - Sports & Culture	\$62,000.00	\$100,000.00	
Grants to others	\$49,065.00	\$47,925.00	
			\$1,147,925.00
COUNCIL GRANTS			
Bursary	\$3,500.00	\$21,000.00	
			\$21,000.00
ASB GRANTS			
Regional NGO's	\$20,000.00	\$20,000.00	
Farm Family	\$2,000.00	\$2,000.00	
Other	\$5,500.00	\$5,500.00	
Wild Boar	\$2,000.00	\$1,000.00	
VSI	\$55,000.00	\$55,000.00	
Wolf	\$10,000.00	\$15,000.00	
			\$98,500.00
PROTECTIVE SERVICES			
FD/MFR Operating	\$3,000.00	\$3,000.00	
Shared Highway Calls	\$9,000.00	\$9,000.00	
Technical Search & Rescue	\$0.00	\$15,000.00	
STARS	\$150,000.00	\$150,000.00	
AED Training/Defibrillators/Courses	\$18,100.00	\$14,000.00	
			\$191,000.00
COMMUNITY SERVICES			
Library Board	\$89,640.00	\$100,000.00	
FCSS	\$81,365.00	\$105,826.00	
Child Care - County Residents	\$78,000.00	\$85,000.00	
CPECC	\$0.00	\$22,500.00	
Communities in Bloom	\$5,425.00	\$4,575.00	
Cistern Program	\$0.00	\$500,000.00	
			\$817,901.00
COMMUNICATIONS			
ISP Grant	\$0.00	\$75,000.00	
Telus Communication Tower	\$0.00	\$1,200,000.00	
			\$1,275,000.00
TOTAL	\$2,646,995.00	\$7,614,726.00	